







- 1.
- 2.
- 3.
- 4.





◆ 6 CPI PPI 18 3
◆ 6
◆ 9
◆ 1 2
◆
◆
◆
◆ PPP " 10%"
◆ 1/4
◆ 18318
◆ 2018 CIO 7 26
◆







2017

B2B



2017

B2B

20.5

22.75% 2017


B2



6

18

3

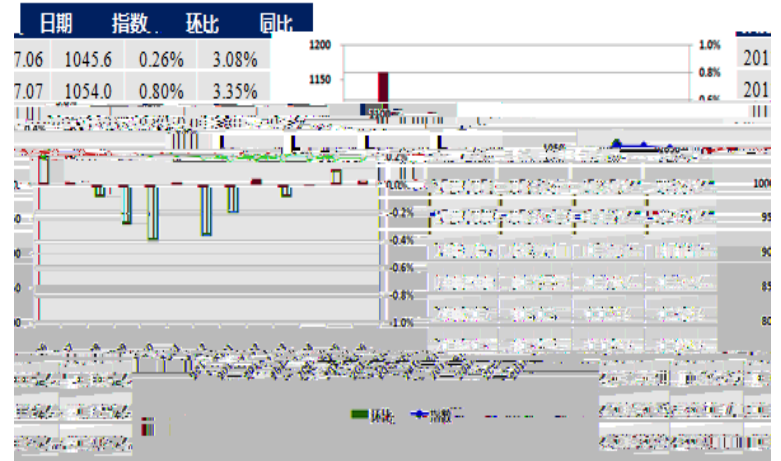


| | | | | | |
|---|------|---|-------|----|--------|
| ◆ | 7 | 9 | 360 | 6 | |
| | | 6 | | | 5.64% |
| | | | 1.151 | 5 | 0.71% |
| | 2017 | 1 | | 18 | |
| | | | 4.89% | | 15.34% |

| | | | | | |
|---|---|-----|--------|-------|-------|
| ◆ | | | | 2018 | 6 |
| ◆ | 6 | | 1041.1 | | |
| | | 0.4 | | 0.03% | 0.43% |
| | | 4 | | | |

全国租赁交易价格指数表

全国租赁指数环比走势图





| | | | | | |
|---|------|------|-------|------|-------|
| ◆ | | | | | P2P |
| | 2018 | 6 | | 1535 | |
| | 7.8% | | 34.9% | 6 | P2P |
| | | 9610 | | | 16.8% |
| | 1.4% | | 9 | | |
| ◆ | | | | 2018 | 6 |



1 2



- ◆
- ◆

1 2

◆ 7 6

- ◆





◆ 7 9




5%

◆ 7 10



2-3





◆ 7 12



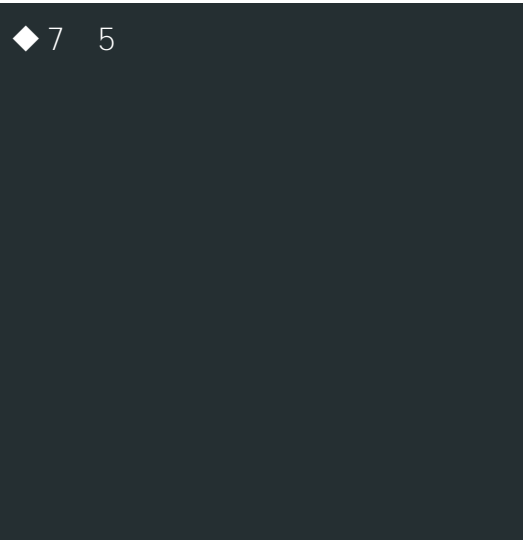

◆ 7 6



3

◆ 7 9







7


138

50

TOP10

| | | | m ² |
|----|--|------|----------------|
| 1 | | 4137 | 4341 |
| 2 | | 3078 | 2918 |
| 3 | | 3022 | 1934 |
| 4 | | 1978 | 1321 |
| 5 | | 1916 | 1175 |
| 6 | | 1635 | 1540 |
| 7 | | 1189 | 784 |
| 8 | | 972 | 771 |
| 9 | | 937 | 600 |
| 10 | | 825 | 627 |


| | | | | | |
|--|--|------|--|--|--|
| | | | | | |
| | | 2018 | | | |
| | | | | | |
| | | | | | |
| | | | | | |
| | | | | | |
| | | | | | |
| | | | | | |
| | | | | | |
| | | | | | |



2020

2020

3



7 11

CBD

&

<



7 12

CPIIB

CPIIB

8.17



PPP
1/4 " 10% "



◆ 7 11
PPP

10%


PPP
10%
10%


◆ PPP




2.04

24.82%







◆ 9

◆)



2018

CIO

7 26



◆ 7 10

IT 2018
CIO 7 26

◆


CIO

IT

◆ 7 11

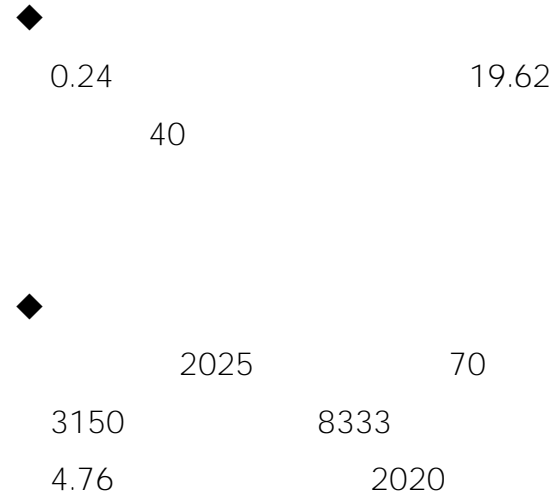
◆

◆







2020



250





92.17

| | | | | | () | () | | () | (/) | (/) | () | | () |
|------------------------------|----------------------|--|------|--|-------|-------|--|-------|-------|-------|-------|------|-------|
| I 01/03 01/03 01/02 | I27- I29- I31- | | 7-14 | | 61448 | 92.17 | | 66946 | 10895 | 5592 | 11.97 | 1.95 | 33473 |





◆ 20.34
91.35 10254 / 6

◆ 22.3% 32%

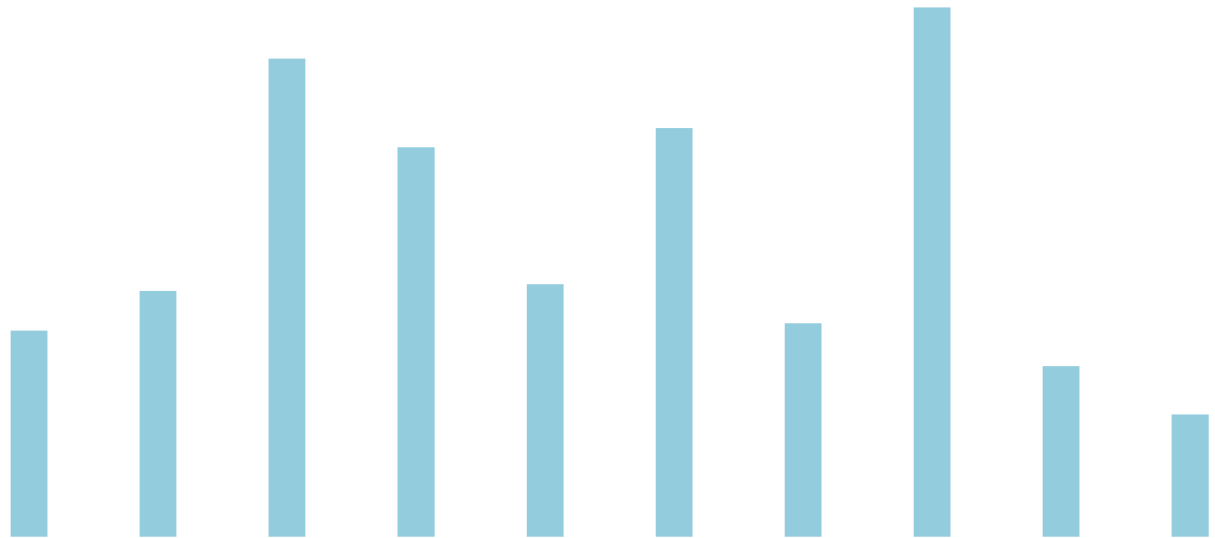
◆ 39.2% 13.8% 8.98%

2.43% 10647 / 16.54%





- ◆ 20.34 28.30%
- ◆ 91.35 35.70%
- ◆ 10254 / 2.84% 6

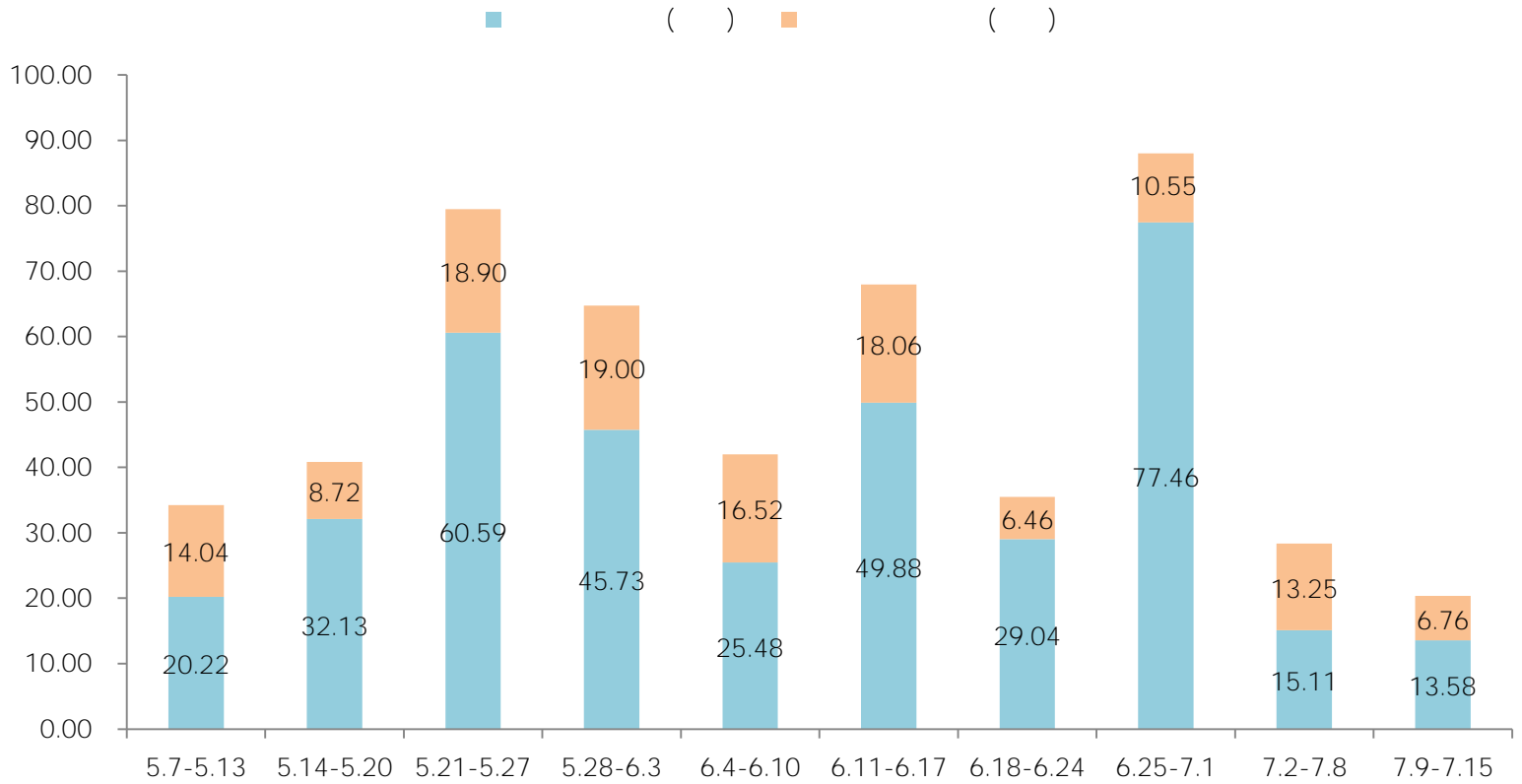




◆ 13.58
◆ 6.76
◆ 2018

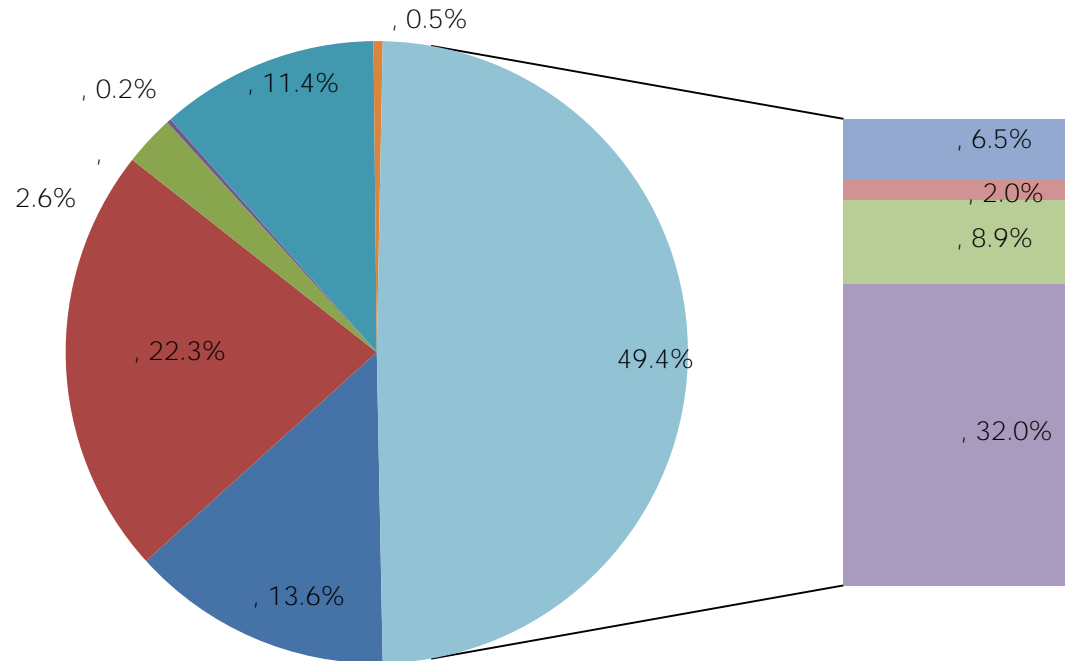
10.18%
48.98%
1743.10
1282.34

460.76





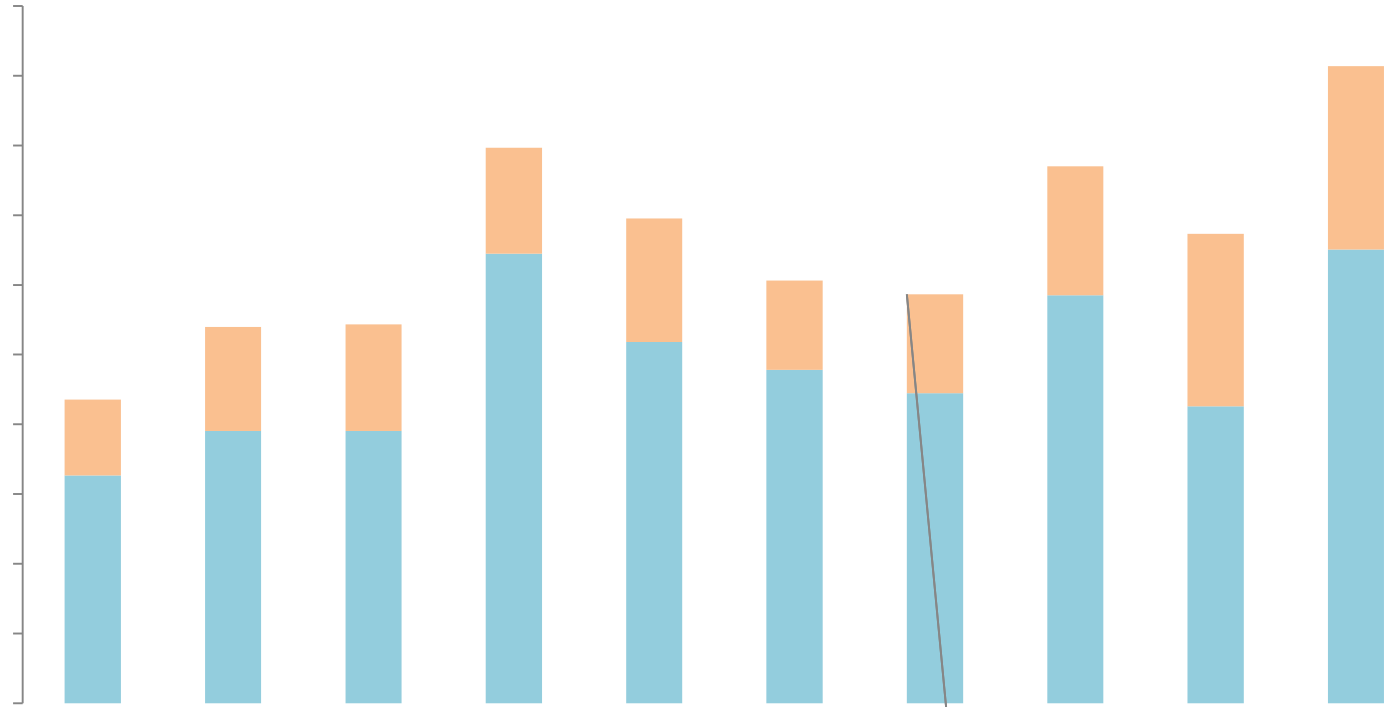
| | | | | | | | |
|----|-------|-------|----|-------|-----|-----|----|
| | | 32% | | 22.3% | | | |
| | | 87 | 2 | 189 | 2 | 154 | |
| | 105 | | 52 | | | | |
| | 191 | 1.8 | | 1 | 89 | 0.9 | 84 |
| | | | | 256 | 2.6 | | |
| 10 | | 13.6% | | | | | |
| | 10.04 | | | 49.4% | | | |





- ◆
- ◆
- ◆

65.07
26.28
2018
411.99
6.30%
52.76%
1893.89
1481.91





| | | |
|------|-------|-------|
| | 39.2% | 13.8% |
| 1079 | 10.2 | 1149 |



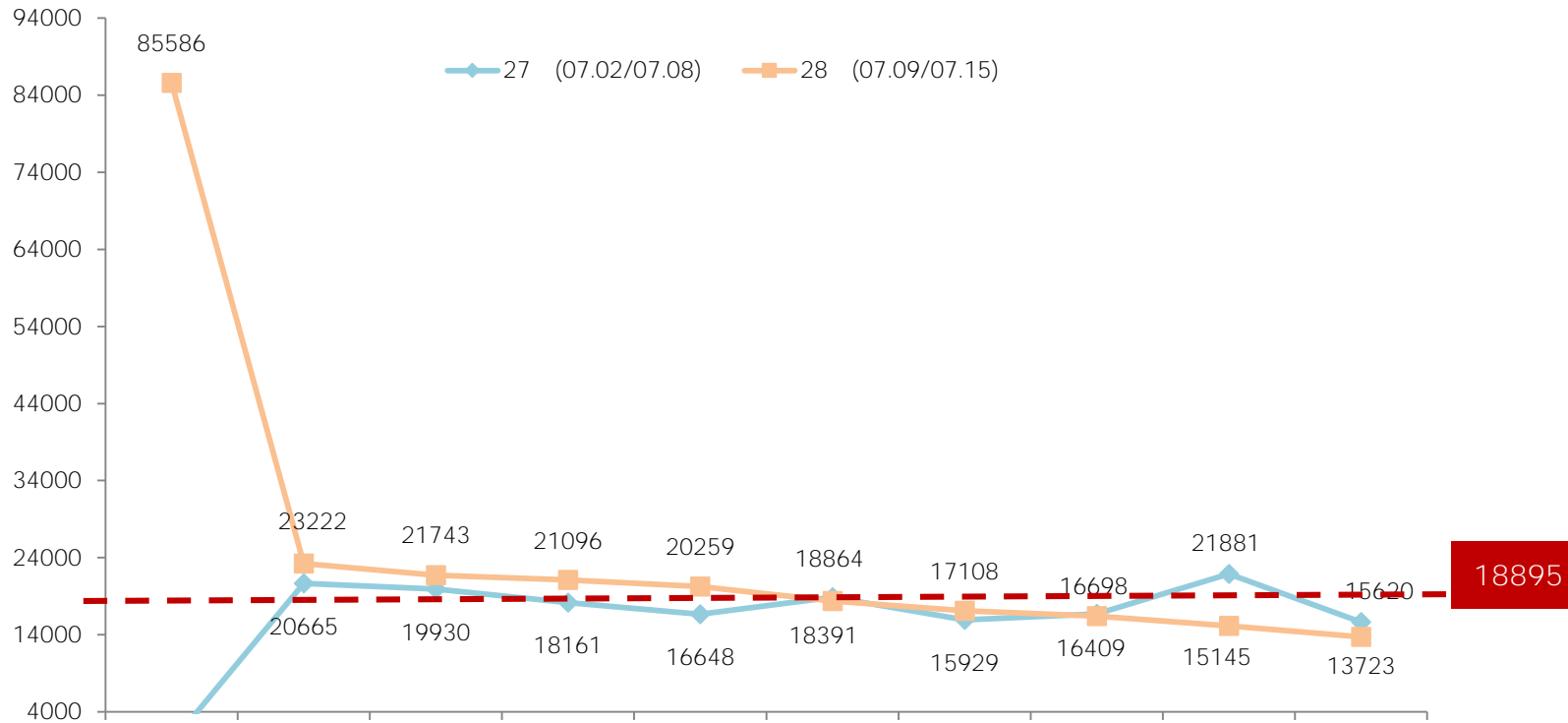
9557 /


31.75% 5





- ◆ 18895 / 7.36% 5
- ◆ 21.69% 24722 / 14
- ◆ 26538 / 14 29912 / 5
- ◆ 30.78% 9493 / 36
- ◆ 10467 / 11
- ◆ 85586 / 9





97.42%

10

1432

1395





10

1432

1395

97.42%

